

Hy-Lok Instrument Weld Fittings

for Use with 1/8" thru 1" Tubing

Catalog No. H-500WF
Jan. 2002

Welding Information

Due to coefficients of expansion and contraction fitting material and material to be welded shall be the same. All socket weld port have a machined taper at the end, which facilitates proper tube fit, consistent assembly and alignment.

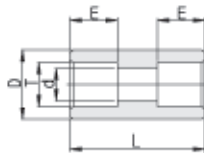
Standard material

316 stainless steel is the standard material. Fitting made from forgings are manufactured from materials to ASTM A-314 and ASME SA-182 and fittings made from bar stock are manufactured from materials to ASTM A-276 and ASME SA-479.

Pressure ratings

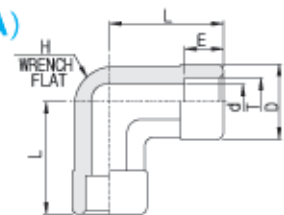
Pressure ratings for Hope weld fittings are in accordance with ANSI B31.3 and safety factor 4:1 is reflected to all working pressure listed.

Union (H-SWFC)



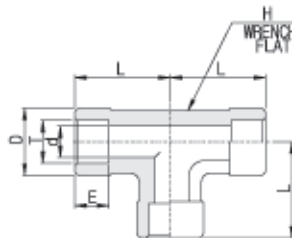
T Tube O.D	Part Number	d	D	E	L	Working Pressure	
						psig	bar
1/4	H-SWFC- 4T	4.6	13.0	7.1	19.1	10,000	689
3/8	H-SWFC- 6T	7.1	15.8	7.9	22.4	7,600	523
1/2	H-SWFC- 8T	10.2	19.0	9.7	26.9	6,200	427
5/8	H-SWFC-10T	12.7	24.0	10.4	30.2	6,400	440
3/4	H-SWFC-12T	15.7	26.9	11.2	33.3	5,500	378
1	H-SWFC-16T	22.1	35.0	15.7	36.6	5,200	358

Union Elbow (H-SWLA)



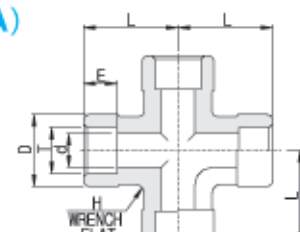
T Tube O.D	Part Number	d	D	E	H Wrench Flat	L	Working Pressure	
							psig	bar
1/4	H-SWLA- 4T	4.6	13.4	7.1	11.1	21.8	11,300	778
3/8	H-SWLA- 6T	7.1	15.8	7.9	12.7	26.4	8,400	578
1/2	H-SWLA- 8T	10.2	20.6	9.7	17.4	29.7	7,800	537
5/8	H-SWLA-10T	12.7	23.8	10.4	20.6	36.1	6,700	461
3/4	H-SWLA-12T	15.7	28.6	11.2	25.4	37.0	6,700	461
1	H-SWLA-16T	22.1	35.0	15.7	31.8	46.5	6,100	420

Union Tee (H-SWTA)



T Tube O.D	Part Number	d	D	E	H Wrench Flat	L	Working Pressure	
							psig	bar
1/8	H-SWTA- 2T	2.3	13.4	2.5	11.1	15.0	11,800	813
1/4	H-SWTA- 4T	4.6	13.4	7.1	11.1	21.8	11,300	778
3/8	H-SWTA- 6T	7.1	15.8	7.9	12.7	26.4	8,400	578
1/2	H-SWTA- 8T	10.2	20.6	9.7	17.4	29.7	7,800	537
5/8	H-SWTA-10T	12.7	23.8	10.4	20.6	36.1	6,700	461
3/4	H-SWTA-12T	15.7	28.6	11.2	25.4	37.0	6,700	461
1	H-SWTA-16T	22.1	35.0	15.7	31.8	46.5	6,100	420

Union Cross (H-SWXA)



T Tube O.D	Part Number	d	D	E	H Wrench Flat	L	Working Pressure	
							psig	bar
1/4	H-SWXA- 4T	4.6	13.4	7.1	11.1	21.8	11,300	778
3/8	H-SWXA- 6T	7.1	15.8	7.9	12.7	26.4	8,400	578
1/2	H-SWXA- 8T	10.2	20.6	9.7	17.4	29.7	7,800	537
3/4	H-SWXA-12T	15.7	28.6	11.2	25.4	37.0	6,700	461
1	H-SWXA-16T	22.1	35.0	15.7	31.8	46.5	6,100	420

All dimensions are in millimeters unless otherwise specified. Dimensions are for reference only, subject to change.

■ QUALITY SYSTEM CERTIFICATES



ISO 9001
CERTIFICATE NO. QSC 212

ASME SECT III (MC)
CERTIFICATE NO. QSC 584

■ TYPE APPROVALS



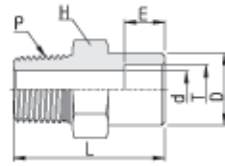
American Bureau Shipping
CERTIFICATE NO. D0-BK50288-X



HY-LOK CORPORATION

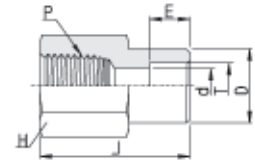
© 1987, 1988, 2002 HY-LOK CORPORATION all rights reserved

Male Connector(H-SSD)



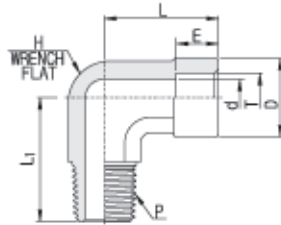
T Tube O.D	P-NPT Male Pipe Size	Part Number	d	D	E	H HEX	L	Working Pressure	
								psig	bar
1/8	1/8	H-SSD4T- 4N	4.6	12.2	7.1	14.2	29.2	7,500	516
3/8	1/4	H-SSD6T- 4N	7.1	15.3	7.9	15.8	31.8	7,500	516
3/8	3/8	H-SSD6T- 6N	7.1	15.3	7.9	17.4	31.8	7,300	502
3/8	1/2	H-SSD6T- 8N	7.1	15.3	7.9	22.2	37.3	7,200	496
1/2	1/4	H-SSD8T- 4N	7.1	18.5	9.7	19.05	33.3	6,200	427
1/2	3/8	H-SSD8T- 6N	9.4	18.5	9.7	19.05	33.3	6,200	427
1/2	1/2	H-SSD8T- 8N	10.2	18.5	9.7	22.2	38.9	6,200	427

Female Connector(H-SSB)



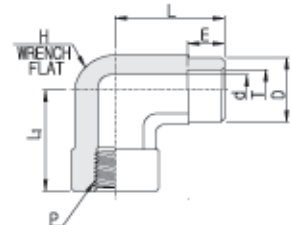
T Tube O.D	P-NPT Female Pipe Size	Part Number	d	D	E	H HEX	L	Working Pressure	
								psig	bar
1/8	1/8	H-SSB 2T- 2N	2.3	7.4	2.5	14.2	21.1	6,100	420
1/4	1/8	H-SSB 4T- 2N	4.6	12.2	7.1	14.2	26.7	6,100	420
1/4	1/4	H-SSB 4T- 4N	4.6	12.2	7.1	19.05	30.0	6,200	427
3/8	1/4	H-SSB 6T- 4N	7.1	15.3	7.9	19.05	31.5	6,200	427
1/2	3/8	H-SSB 8T- 6N	10.2	18.5	9.7	22.2	34.5	5,000	344
1/2	1/2	H-SSB 8T- 8N	10.2	18.5	9.7	26.9	40.4	4,600	316
5/8	1/2	H-SSB10T- 8N	12.7	23.4	10.4	24.9	41.9	4,600	316
3/4	3/4	H-SSB12T-12N	15.7	26.4	11.2	33.3	43.9	4,300	296

Male Elbow(H-SLG)



T Tube O.D	P-NPT Male Pipe Size	Part Number	d	D	E	H Wrench Flat	L	L ₁	Working Pressure	
									psig	bar
1/4	1/4	H-SLG 4T- 4N	4.6	15.8	7.1	12.7	20.1	26.7	7,500	516
3/8	1/4	H-SLG 6T- 4N	7.1	15.8	7.9	12.7	26.4	26.7	7,500	516
3/8	3/8	H-SLG 6T- 6N	7.1	20.6	7.9	17.4	24.6	29.7	7,300	502
3/8	1/2	H-SLG 6T- 8N	7.1	23.8	7.9	20.6	25.9	36.0	7,200	496
1/2	1/2	H-SLG 8T- 8N	10.2	23.8	9.7	20.6	27.4	36.0	6,200	427
3/4	3/4	H-SLG12T-12N	15.7	28.6	11.2	25.4	37.0	37.0	6,700	461

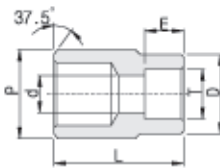
Female Elbow(H-SLD)



T Tube O.D	P-NPT Female Pipe Size	Part Number	d	D	E	H Wrench Flat	L	L ₁	Working Pressure	
									psig	bar
1/4	1/4	H-SLD4T-4N	4.8	12.2	7.1	17.4	22.9	29.7	6,200	427
3/8	1/4	H-SLD6T-4N	7.1	15.3	7.9	17.4	25.1	29.7	7,000	482
3/8	1/2	H-SLD6T-8N	7.1	15.3	7.9	25.4	28.7	37.0	5,400	372
1/2	1/2	H-SLD8T-8N	10.2	18.5	9.7	25.4	30.2	37.0	5,400	372

Pipe Weld to Tube Socket Weld(H-SWRM)

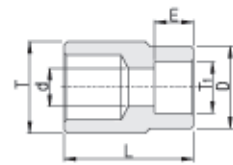
Used to reduce from a pipe butt weld or pipe socket weld to a smaller tube size



P Pipe Size	T Tube Socket Size	Part Number	d	D	E	L	Working Pressure	
							psig	bar
1/4	1/4	H-SWRM 4P- 4T	4.6	13.7	7.1	22.4	9,600	661
3/8	3/8	H-SWRM 6P- 6T	7.1	15.3	7.9	26.2	7,600	523
3/8	1/2	H-SWRM 6P- 8T	10.2	18.5	9.7	27.9	6,200	427
1/2	1/4	H-SWRM 8P- 4T	4.6	12.2	7.1	28.4	7,300	502
1/2	3/8	H-SWRM 8P- 6T	7.1	15.3	7.9	28.4	7,300	502
1/2	1/2	H-SWRM 8P- 8T	10.2	18.5	9.7	30.2	6,200	427
3/4	3/8	H-SWRM12P- 6T	7.1	15.3	7.9	38.1	6,200	427
3/4	1/2	H-SWRM12P- 8T	10.2	18.5	9.7	38.1	6,200	427

Tube Weld to Tube Socket Weld(H-SWRM)

Used to reduce from a tube butt weld or tube socket weld to a smaller tube size



T Tube Size	T ₁ Tube Socket Size	Part Number	d	D	E	L	Working Pressure	
							psig	bar
1/4	1/8	H-SWRM 4T-2T	2.3	7.4	2.5	14.2	11,800	813
3/8	1/4	H-SWRM 6T-4T	4.6	12.2	7.1	19.1	7,700	530
1/2	1/4	H-SWRM 8T-4T	4.6	18.2	7.1	22.4	7,000	482
1/2	3/8	H-SWRM 8T-6T	8.1	15.7	7.9	22.4	7,000	482
3/4	1/2	H-SWRM12T-8T	10.2	18.5	9.7	28.4	5,900	406
1	1/2	H-SWRM16T-8T	10.2	18.5	9.7	35.1	5,600	344

All dimensions are in millimeters unless otherwise specified. Dimensions are for reference only, subject to change.



Distributed by :

www.hy-lok.com