

# Portable Non-Invasive Ultrasonic Flow Meter

DXN-5P

## DESCRIPTION

The Dynasonics DXN-5P Portable Non-Invasive Ultrasonic Flow Meter assists with diagnosing equipment issues. Easy to install by clamping onto the outside of the pipe, the DXN-5P meter measures flow using ultrasonic sensors. The automatic selection of the best method to measure flow of clean liquids or liquids with gases or suspended solids identifies potential entrained air, which can damage pumps, valves and other equipment.

When used with RTD temperature sensors, the DXN-5P meter measures thermal energy or mass flow.

## BENEFITS

By clamping onto the outside of pipes, the meter is well suited for temporary flow measurements:

- Ideal to verify existing inline flow meters
- Identify unwanted air trapped in pipes that may reduce efficiency or damage equipment
- Reduce installation cost and effort by using non-invasive technology across a variety of applications
- Avoid process interruption while pipe integrity remains intact
- Record flow and other readings over time to establish baselines and profile usage

## FEATURES

- Transit time and Doppler bi-directional flow measurement
- Battery, 12/24V DC or main powered
- Data log up to 8 parameters with time/date stamp
- Configure and troubleshoot over Bluetooth<sup>®</sup> with SoloCUE<sup>®</sup> mobile app
- Large, easy-to-read graphical display and physical buttons for harsh working environments
- Factory calibrated according to traceable standards

## APPLICATIONS

The DXN-5P meter is available with a variety of sensors that permit the user to select a meter with features suitable to meet particular application requirements.

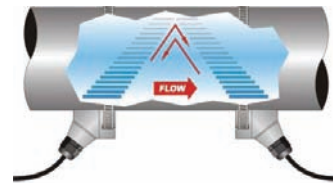
- A flow meter for water delivery, sewage, cooling water, water-glycol mixtures, alcohols and chemicals
- A heating/cooling energy flow meter used in conjunction with dual clamp-on RTDs for temperature measurement—ideal for hydronic process and HVAC applications

## OPERATION

A hybrid ultrasonic flow meter automatically switches the flow reading between transit time and Doppler based on the fluid conditions. Monitoring both the transit time signal and the Doppler signal can help with diagnosing whether air, sand or debris is in the pipe.




Transit time measures the time difference between the travel time of an ultrasound wave going *with* the fluid flow and *against* the fluid flow. The time difference is used to calculate the velocity of the fluid traveling in a closed-pipe system. The transducers used in transit time measurements operate alternately as transmitters and receivers. Transit time measurements are bi-directional and are most effective for fluids that have low concentrations of suspended solids and are sonically conductive.



Equipped with thermal energy capabilities, the DXN-5P meter measures the rate and quantity of heat delivered or removed from devices such as heat exchangers. By measuring the volumetric flow rate of the heat exchanger liquid, the temperature at the inlet pipe and the temperature at the outlet pipe, the energy usage can be calculated.

Doppler method measures flow by reading the frequency shift reflected from particles or gas bubbles in the fluid. For example, the faster particles are moving towards the transducers, the higher the frequency of the reflected ultrasonic wave. Doppler measurements are bi-directional and are most effective for fluids that have suspended solids or gases.



Both transit time and Doppler methods calculate the flow rate from the velocity and inner diameter of the pipe.

## SPECIFICATIONS

### System

<b>Liquid Types</b>	Most clean liquids or liquids containing suspended solids or gas bubbles	
<b>Flow Accuracy</b>	Medium Pipes (RZ)	$\pm 0.5\% \pm 0.025$ ft/s (0.008 m/s) of reading
	Large Pipes (LZ)	$\pm 0.5\% \pm 0.049$ ft/s (0.015 m/s) of reading
	Small Pipes (UZ)	1 in. (25 mm) and larger = $\pm 1\% \pm 0.03$ ft/s (0.009 m/s) of reading 3/4 in. (20 mm) and smaller = $\pm 1\%$ of full scale
	Doppler	$\pm 2\%$ of full scale
<b>Repeatability</b>	Transit Time	$\pm 0.2\%$ above 1.5 ft/s
<b>Velocity</b>	Transit Time Medium and Large Pipes	Up to 40 ft/s, depending on pipe and fluid
	Transit Time Small Pipes	Up to 20 ft/s, depending on pipe and fluid
	Doppler	Up to 30 ft/s, depending on pipe and fluid
<b>Straight Run Requirements</b>	10 diameters upstream, 5 diameters downstream from single elbow	
<b>Certification and Compliance</b>	US/Canada: General Safety cCSAus, FCC Part 15; Canada ICES-003, RSS-247 and RSS-Gen Europe: CE EMC Directive 2014/30/EU, Low Voltage Directive, Radio Equipment Directive 2014/53/EU, RoHS 3 Directive	

### Handheld

<b>Battery</b>	Rechargeable, 16 hours operation typical, field replaceable	
<b>Power Options</b>	24V DC	9...28V DC, 22 W max. during battery charging and 3W typical during operation
	AC Power Adapter	100...240V AC $\pm 10\%$ , 50...60 Hz, installation category II
<b>Display</b>	Keypad	4-button navigation, keypad with tactile feedback; polyester film
	Display	128 x 64 pixel LED backlit graphical display; adjustable brightness and timeout; polycarbonate window
	Flow rate/total	8-digit
<b>Construction</b>	Aluminum construction, stainless steel fasteners Weight: 4.2 lb (1.9 kg)	
<b>Environmental Ratings</b>	Ingress Protection	IP65
	Pollution Degree	2
	Altitude Restriction	Up to 2000 m (6561 ft)
	Ambient Temperature Range	-4...131° F (-20...55° C) normal operation; -4...104° F (-20...40° C) during battery charging
	Storage Temperature Range	-4...95° F (-20...35° C) one year of storage for battery life -4...122° F (-20...50° C) one month of storage for battery life
	Humidity	0...85%, non-condensing
<b>Configuration</b>	Via optional keypad or SoloCUE configuration app; SoloCUE available on DVD or download	
<b>Units (Field-Selectable)</b>	Velocity	feet/second, meters/second
	Volumetric total	US Gallons, Million Gallons, Imperial Gallons, Million Imperial Gallons, Acre-Feet, Liters, Hectoliters, Cubic Meters, Cubic Feet, Oil Barrels (42 gallons), Fluid Barrels (31.5 gallons), Imperial Fluid Barrels (36 imperial gallons), Pounds (Kilograms) and custom units
	Flow rate	Acre Feet/Day, Liters/Second, Liters/Minute, Liters/Hour, Cubic Meters/Second, Cubic Meters/Minute, Cubic Meters/Hour, Cubic Feet/Minute, Cubic Feet/Minute, Cubic Feet/Hour, Gallons/Second, Gallons/Minute, Gallons/Hour, Million Gallons/Day, Imperial Gallons/Second, Imperial Gallons/Minute, Imperial Gallons/Hour, Million Imperial Gallons/Day, Oil Barrels/Day, Fluid Barrels/Day, Imperial Fluid Barrels/Day and custom units
	Energy total (energy meters)	British Thermal Unit (Btu), Thousand Btu, Millions Btu, Kilocalories, Mega calories, Kilowatt-hour, Megawatt hour, Kilojoules, Mega joules, Ton-hour (Refrigeration)
	Heat/cooling rate (energy meters)	Btu/hour, Thousand Btu/hour, Millions Btu/hour, Ton (Refrigeration), Watts, Kilowatts, Megawatts, Kilojoules/hour, Mega joules/hour, Kilocalories/hour, Mega calories/hour
	Temperature (energy meters)	Fahrenheit, Celsius, Kelvin
	Inputs	RTD Input
<b>Ports</b>	Programming	USB Type-C® connector for connection to a device with SoloCUE Flow Device Manager for Windows®; Bluetooth for connection to a mobile device with SoloCUE Flow Device Manager app for Android™, iPhone® or iPad®
<b>Data Logging</b>	Number of points	Up to 8 parameters per record. Selectable 1 second to 1 day Transfer logs via SoloCUE Flow Device Manager app
	Real Time Clock	Backed up with a CR2032 coin battery
	Memory	8 GB (10,000 records is approximately 1 MB)
<b>Alarms</b>	Records 100 previous alarms, warnings or errors	
<b>Languages</b>	English, French, German, Italian, Spanish	

## Transducers

Transducers include required cables with connectors for easily connecting and disconnecting the cables. One pair of triaxial cables is provided with transit time UZ, RZ and LZ transducers. One pair of coaxial cables is included with the Doppler DT94 transducers.

Model	Construction	Pipe/Tubing Sizes and Materials <sup>1,2</sup>	Flow Rate Max. GPM (LPM)
UZ Adjustable small pipe	CPVC, Ultem®, and anodized aluminum track system; Nickel-plated brass connector with Teflon insulation; PVC cable jacket, -40...194° F (-40...90° C)	0.5...2 in. (12...50 mm)	190 (720)
RZ Standard pipe	PBT glass filled, Ultem; PVC cable jacket; -40...250° F (-40...121° C)	2.5...12 in. (DN65...DN300)	4000 (15,000)
LZ Large pipe	CPVC, Ultem, Nylon cord grip PVC cable jacket; -40...194° F (-40...90° C)	8...48 in. (DN200...DN1200) <sup>3,4</sup>	33,000 (125,000)
DT94 Doppler	CPVC, Ultem, Nylon; PVC cable jacket; -40...194° F (-40...90° C)	1...39 in. (25...990 mm)	44,000 (165,000)

<sup>1</sup> Recommendations based on unlined, new pipes with water. Recommended pipe or tubing sizes vary with pipe conditions and fluid.

<sup>2</sup> PVC, CPVC, HDPE, PTFE, PDVF, stainless steel, ductile iron, aluminum, brass naval, carbon steel copper.

<sup>3</sup> Large pipe transducers are recommended for 8...12 in. pipes if normal velocity is expected to be greater than 12 ft/s (3.6 m/s).

<sup>4</sup> Consult factory for larger pipe sizes.

## RTD Kits

Part Number	Description	Installation	RTD Type	Construction	Temperature Range
70472-001	RTD pair; 20 ft (6 m) cable	Pipe clamp, surface mount	Pt 1000, Class A ± ( 0.15 + 0.002*  t   ) with t as temperature °C	Aluminum body, silicone cable jacket	-58...356° F (-50...180° C)

Clamp-on RTD kits include heat sink compound and silicone stretch tape.

## Pipe Wall Thickness Gauge

Part Number	Description
DWT-2	Handheld with ultrasonic sensor for steel, cast iron and PVC

## SoloCUE Flow Device Manager App

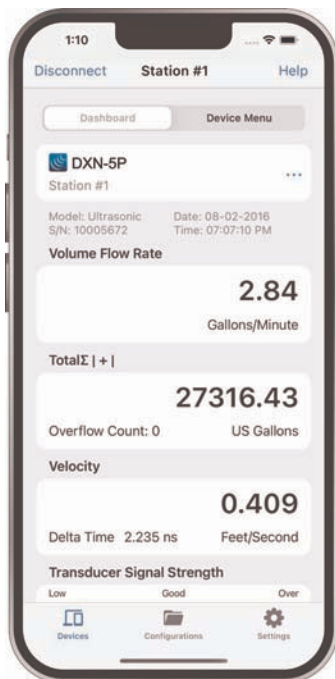
The flow meter may be programmed through the keypad or SoloCUE Flow Device Manager app for Windows, Android, iPhone or iPad. The app provides a rich set of tools and information to aid in faster equipment setup and flow system diagnosis.

<b>SoloCUE App</b>	Used to configure, calibrate and troubleshoot flow meters
<b>Operating System</b>	Windows 8, 10 and 11; Android 14 and later; iPhone or iPad 16 and later
<b>Languages</b>	English, Spanish, German, French, Portuguese, Italian, Norwegian, Swedish, Polish, Korean
<b>USB Cable</b>	70361-001   USB Type-C connector to A connector, shielded, supported by SoloCUE for Windows
<b>Bluetooth</b>	Supported by SoloCUE for Android, iPhone or iPad, Bluetooth 4.2 and later



### Benefits

- Use the live dashboard with readings and health information in a single view to know the status of your nearby instrumentation
- Eliminate scrolling through the menu keypad on field instrumentation when programming multiple parameters
- View alarm descriptions and possible corrective actions without having to find a manual
- Save a backup file of your settings and download the parameters to other devices or store for future reference



**Dashboard with Readings**



**Alarm Description**

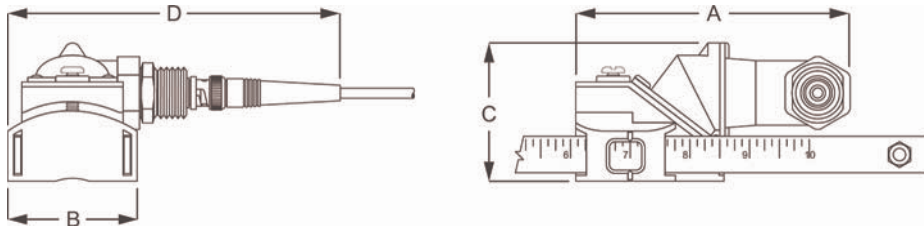
## DIMENSIONS

### Handheld

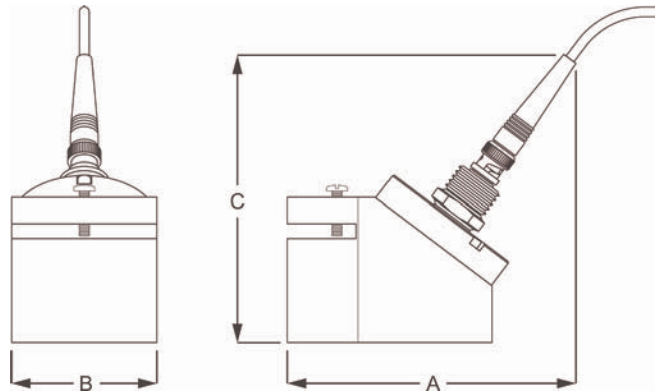


## Transducers

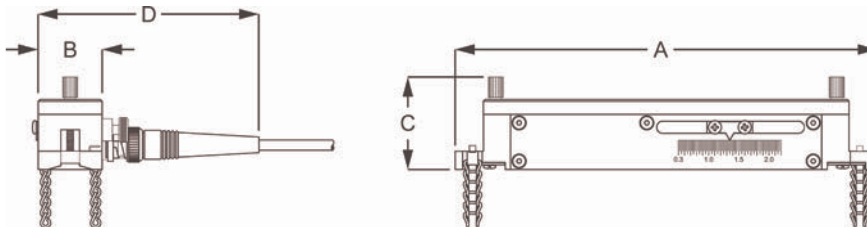
**RZ**  
Pipes Larger than 2 in. (50 mm)



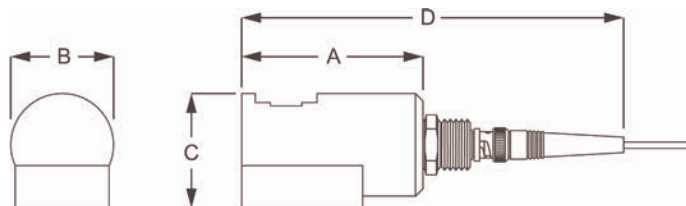
**LZ**  
Pipes Larger than 8 in. (200 mm)



**UZ**  
Adjustable Small Pipe



**DT94 Doppler**



	<b>RZ</b>	<b>LZ</b>	<b>UZ</b>	<b>DT94</b>
<b>A</b>	4.60 in. (117 mm)	5.13 in. (130 mm)	7.00 in. (178 mm)	3.00 in. (76 mm)
<b>B</b>	2.18 in. (55 mm)	2.50 in. (64 mm)	1.05 in. (27 mm)	1.70 in. (43 mm)
<b>C</b>	2.30 in. (58 mm)	5.08 in. (129 mm)	1.53 in. (39 mm)	1.92 in. (49 mm)
<b>D</b>	5.70 in. (145 mm)	-	3.70 in. (94 mm)	6.60 in. (168 mm)

## PART NUMBER CONSTRUCTION

### Part Number Construction for DXN-5P Meter Kits

	D5-G							
<b>Sensor Kits</b>								
Basic		B2						
Transit Time		T2						
Hybrid		H2						
All Flow		U2						
Energy		E2						
Full		F2						
<b>Cables</b>								
20 ft Cables			AD					
<b>Handheld</b>								
Hybrid Transit Time/Doppler Flow Measurement, Bluetooth					S			
Hybrid Transit Time/Doppler Flow Measurement, No Bluetooth					P			
<b>Power Cord</b>								
North American					A			
European					E			
Japanese					J			
United Kingdom					U			
Australian					Z			
<b>Options</b>								
Wall Thickness Gauge, Tape Measure Metric							1	
Wall Thickness Gauge, Tape Measure Inches							2	
Tape Measure Metric							M	
Tape Measure Inches							K	
<b>Documentation</b>								
English								E
<b>Case &amp; Accessories</b>								
DXN-5P Shoulder Strap and Outer Carrying Case								D

## DXN-5P SENSOR KITS

Item	Basic	Transit Time	Hybrid	All Flow	Energy	Full
Part Number Option	B2	T2	H2	U2	E2	F2
Small Pipe Transit Time Transducer, 2 in. (50 mm) and smaller	•	•	•	•	•	•
Medium Pipe Transit Time Transducer, 2-1/2...12 in. (65...300 mm)	•	•	•	•	•	•
Large Pipe Transit Time Transducer		•		•		•
Doppler Transducer			•	•	•	•
Clamp-on RTD Kit with Heat Sink Compound, Tape					•	•
Cables, Mounting Straps, Acoustic Couplant	•	•	•	•	•	•

### Soft-Sided Carry Case with Strap Includes:

- Universal AC Power Converter, 95...264V AC, 50/60 Hz
- Luggage Tag
- USB-C Programming Cable
- Cables, couplant and mounting straps

**Control. Manage. Optimize.**

Dynasonics, AquaCUE and SoloCUE are registered trademarks of Badger Meter, Inc. Other trademarks appearing in this document are the property of their respective entities. Due to continuous research, product improvements and enhancements, Badger Meter reserves the right to change product or system specifications without notice, except to the extent an outstanding contractual obligation exists. © 2025 Badger Meter, Inc. All rights reserved.

**[www.badgermeter.com](http://www.badgermeter.com)**